

Type II - TSE

Ford Transit Van T250-350

SALE SHEET: TSE-17 FORD TRANSIT T250-350 MR V17.01

DRAWING REVISION: 0

GENERAL EXTERIOR	PAGE 2
EXTERIOR DIMENSIONS	PAGE 3
CURBSIDE EXTERIOR	PAGE 4
STREETSIDE EXTERIOR	PAGE 5
FRONT EXTERIOR	PAGE 6
REAR EXTERIOR	PAGE 7
CURBSIDE WALL	PAGE 8
CURBSIDE WALL WITH OPTIONS	PAGE 9
STREETSIDE WALL	PAGE 10
STREETSIDE WALL WITH OPTIONS	PAGE 11
FRONT WALL	PAGE 12
FRONT WALL WITH OPTIONS	PAGE 13

REAR WALL	PAGE 14
REAR WALL WITH OPTIONS	PAGE 15
FLOOR VIEW	PAGE 16
FLOOR VIEW WITH OPTIONS	PAGE 17
COT CONFIGURATIONS	PAGE 18
CEILING VIEW	PAGE 19
CEILING VIEW WITH OPTIONS	PAGE 20
FRONT CONSOLE	PAGE 21
REAR STREETSIDE CONSOLE	PAGE 22
REAR CURBSIDE CONSOLE - OPTION	PAGE 23

DISCLAIMERS

Should there be any discrepancies between the sales sheet and these drawings; the sales sheet will take precedence.
These drawings are subject to change by engineering during the construction process of the vehicle. Dimensional data for information only.

☐ I have read and agree to the terms

☐ I have read and agree to the terms

Dealer signature : _____

Customer Signature : _____

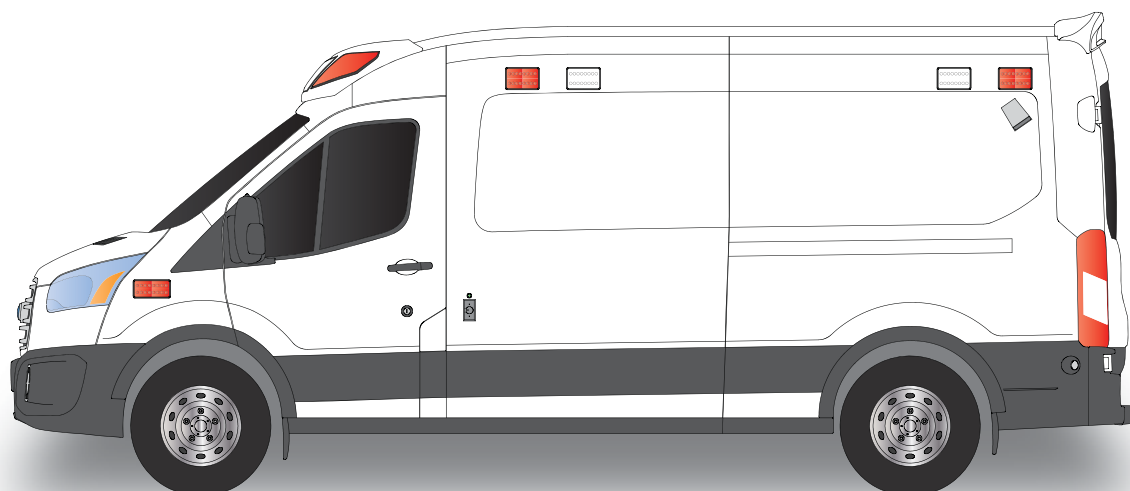
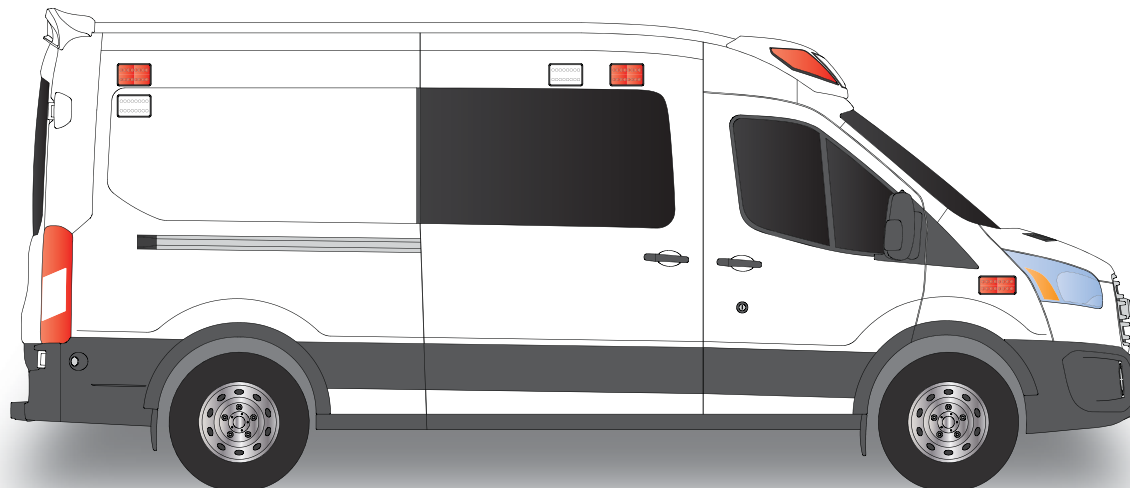
Name : _____

Name : _____

Date : _____

Date : _____

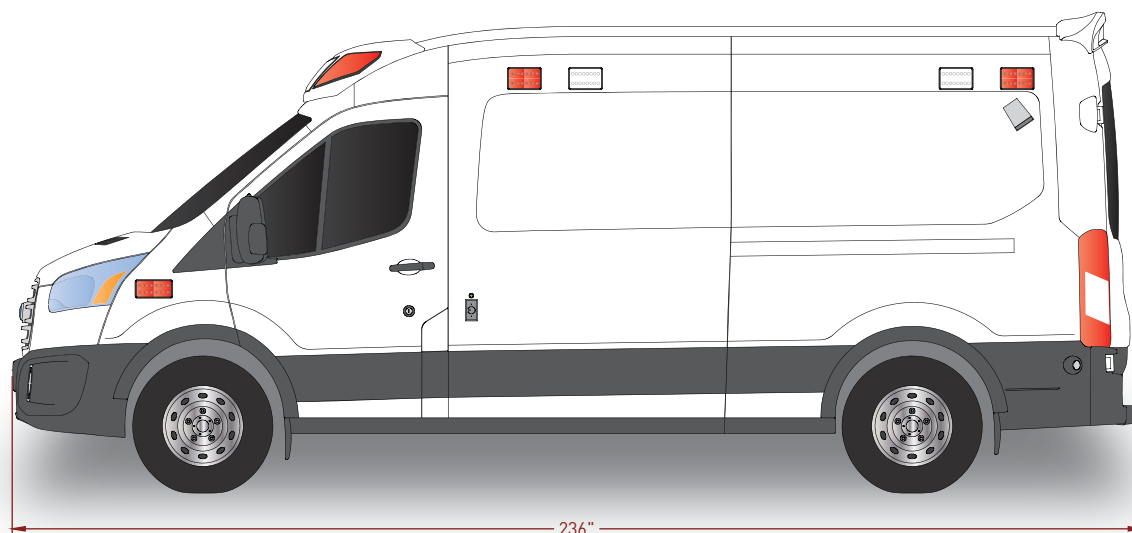

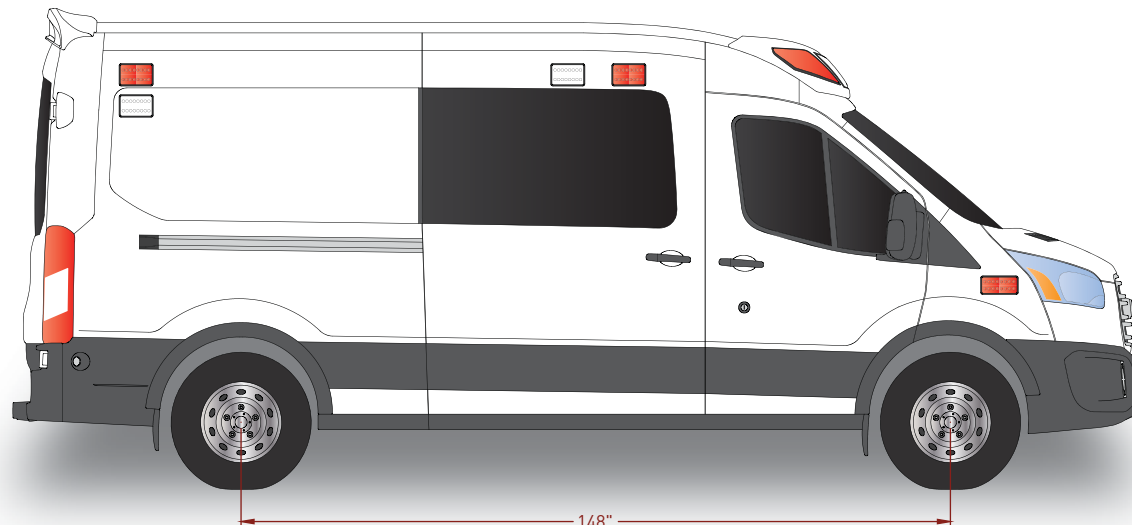




THIS DRAWING IS SUBJECT TO CHANGE BY ENGINEERING
DURING THE CONSTRUCTION PROCESS OF THE VEHICLE.
DIMENSIONAL DATA FOR INFORMATION ONLY.



PAGE 2/23	GENERAL EXTERIOR	SCALE 1 : 40	DATE 2017-02-22
CONTRACT	TSE - FORD	REV 0	DESIGNER BENOIT LANDRY



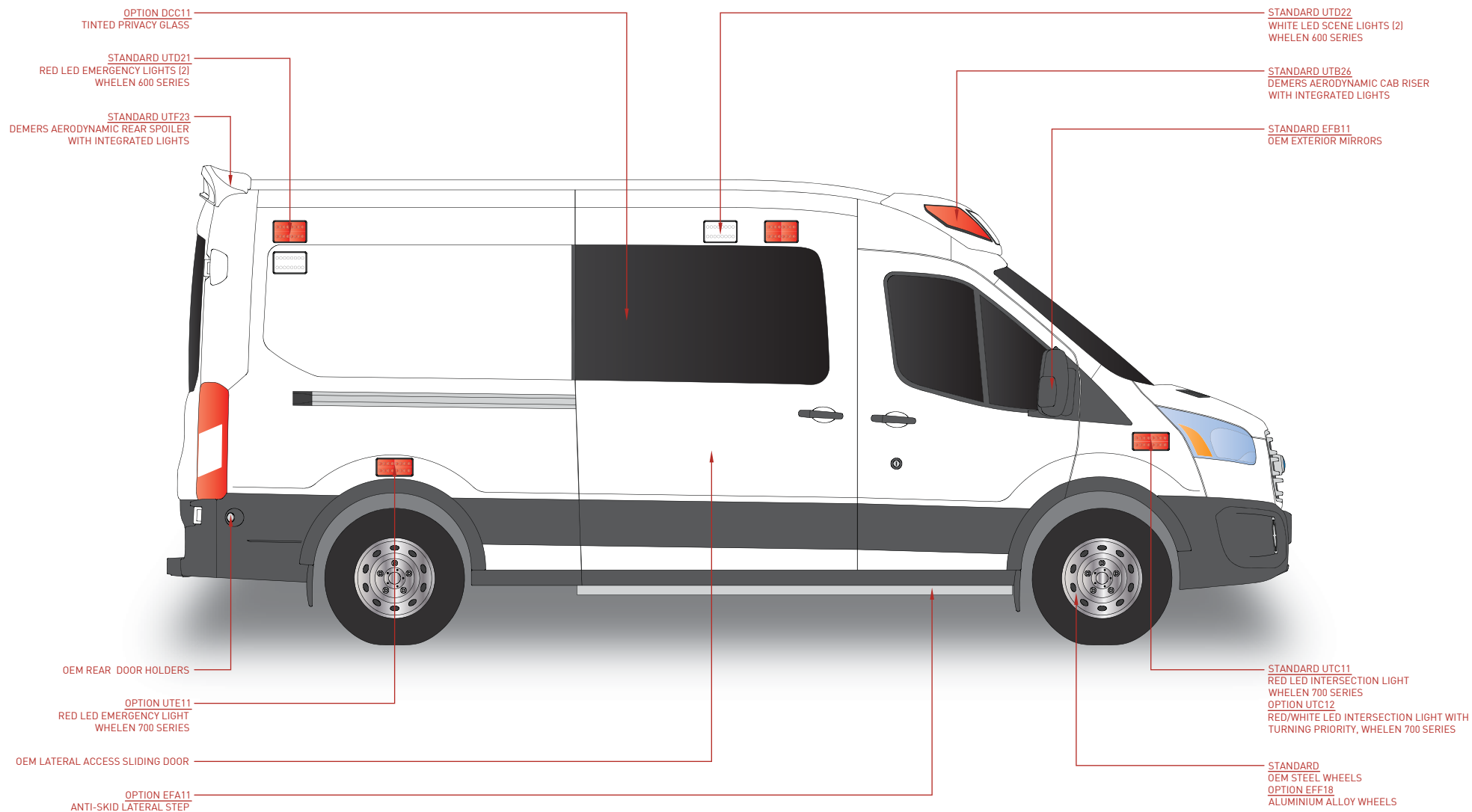
NOTE

THE TOTAL HEIGHT OF THE VEHICLE AND THE LOADING HEIGHT CAN BE DIFFERENT ACCORDING TO CHASSIS AND SUSPENSIONS

THIS DRAWING IS SUBJECT TO CHANGE BY ENGINEERING DURING THE CONSTRUCTION PROCESS OF THE VEHICLE. DIMENSIONAL DATA FOR INFORMATION ONLY.



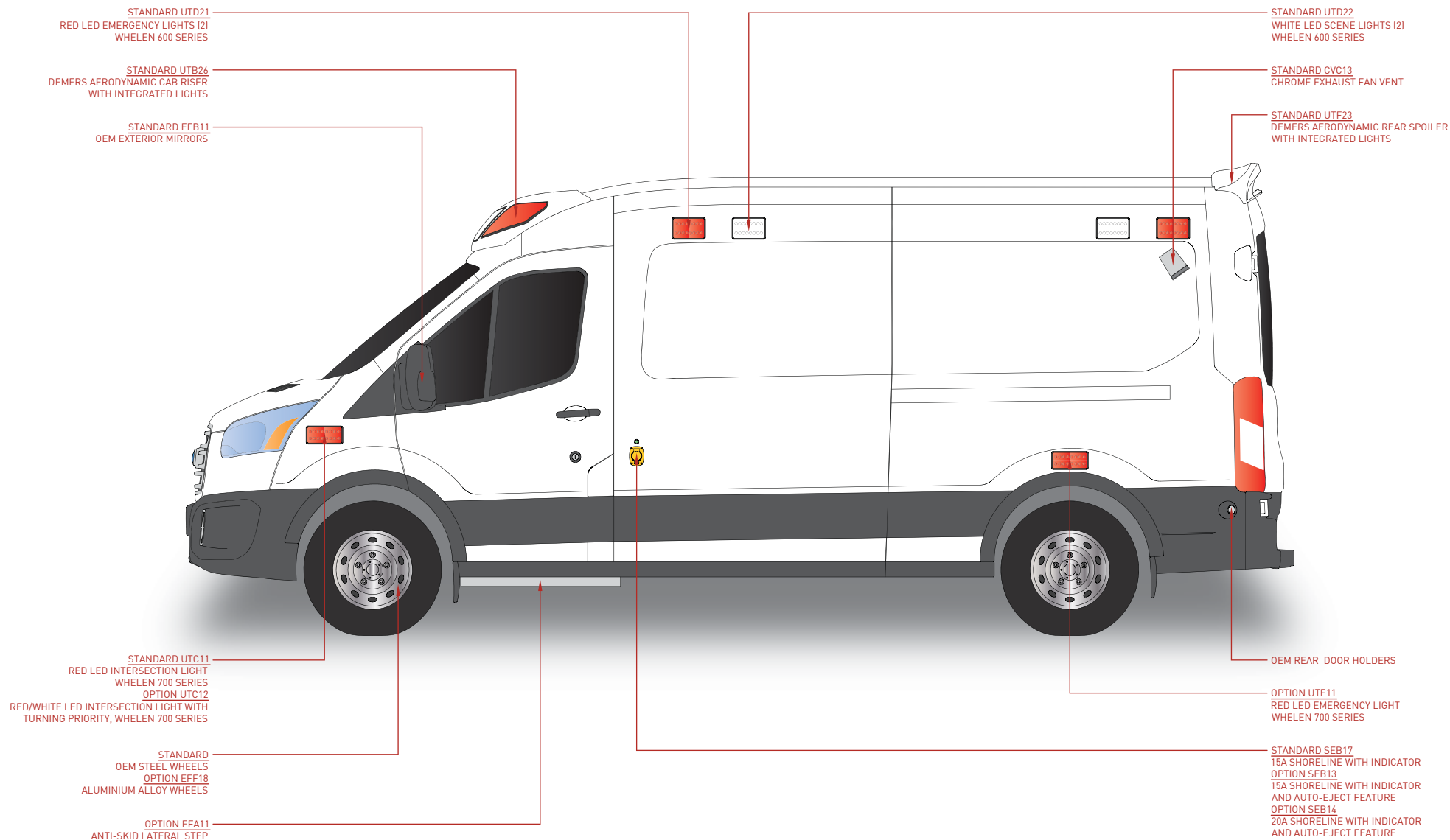
PAGE 3/23	EXTERIOR DIMENSIONS	SCALE 1 : 40	DATE 2017-02-22
CONTRACT	TSE - FORD	REV 0	DESIGNER BENOIT LANDRY



THIS DRAWING IS SUBJECT TO CHANGE BY ENGINEERING
DURING THE CONSTRUCTION PROCESS OF THE VEHICLE.
DIMENSIONAL DATA FOR INFORMATION ONLY.




PAGE	4/23	CURBSIDE EXTERIOR	SCALE	1 : 30	DATE	2017-02-22
CONTRACT		TSE - FORD	REV	0	DESIGNER	BENOIT LANDRY



THIS DRAWING IS SUBJECT TO CHANGE BY ENGINEERING
DURING THE CONSTRUCTION PROCESS OF THE VEHICLE.
DIMENSIONAL DATA FOR INFORMATION ONLY.



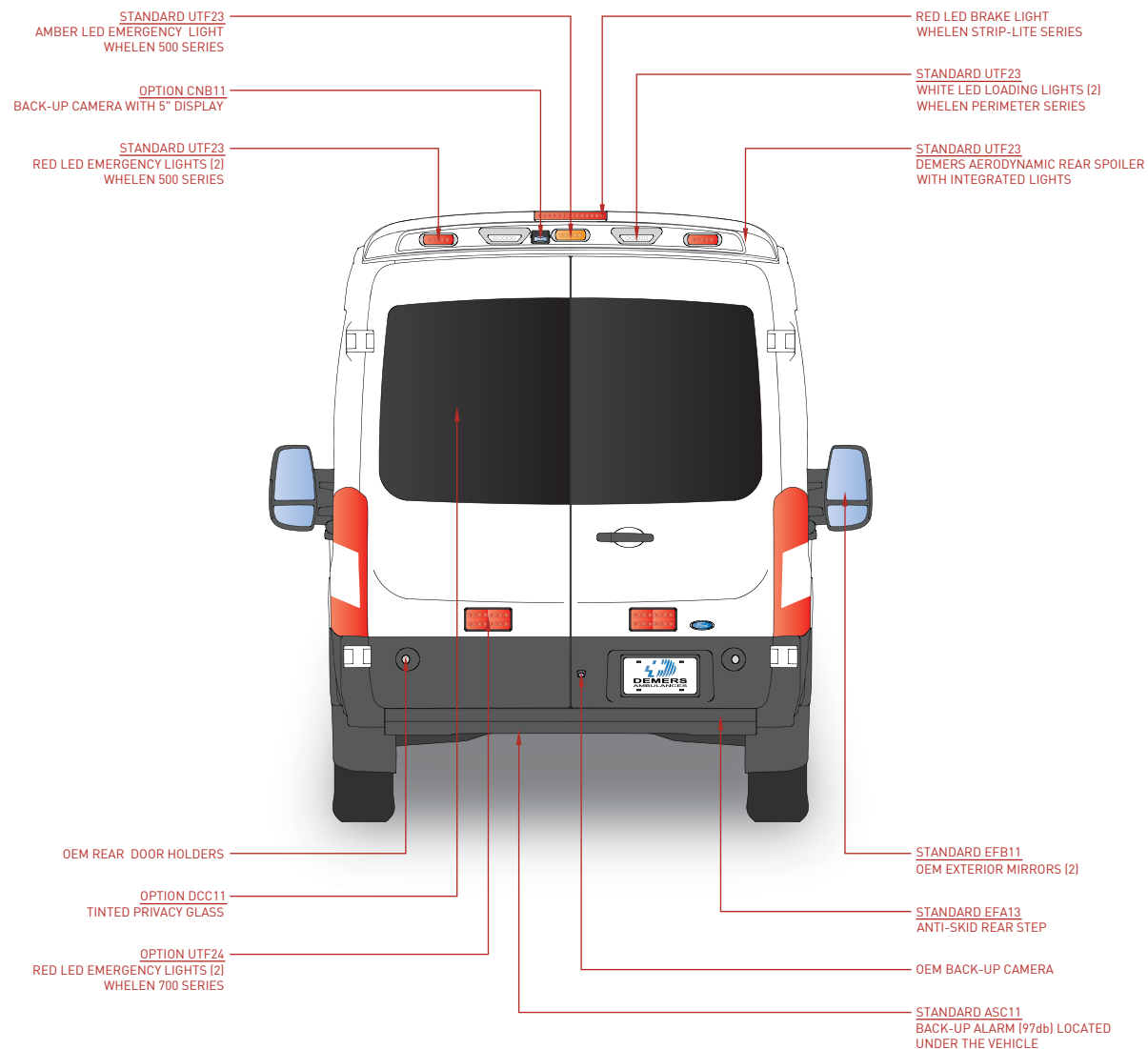
PAGE	5/23	STREETSIDE EXTERIOR	SCALE	1 : 30	DATE	2017-02-22
CONTRACT		TSE - FORD	REV	0	DESIGNER	BENOIT LANDRY



THIS DRAWING IS SUBJECT TO CHANGE BY ENGINEERING
DURING THE CONSTRUCTION PROCESS OF THE VEHICLE.
DIMENSIONAL DATA FOR INFORMATION ONLY.



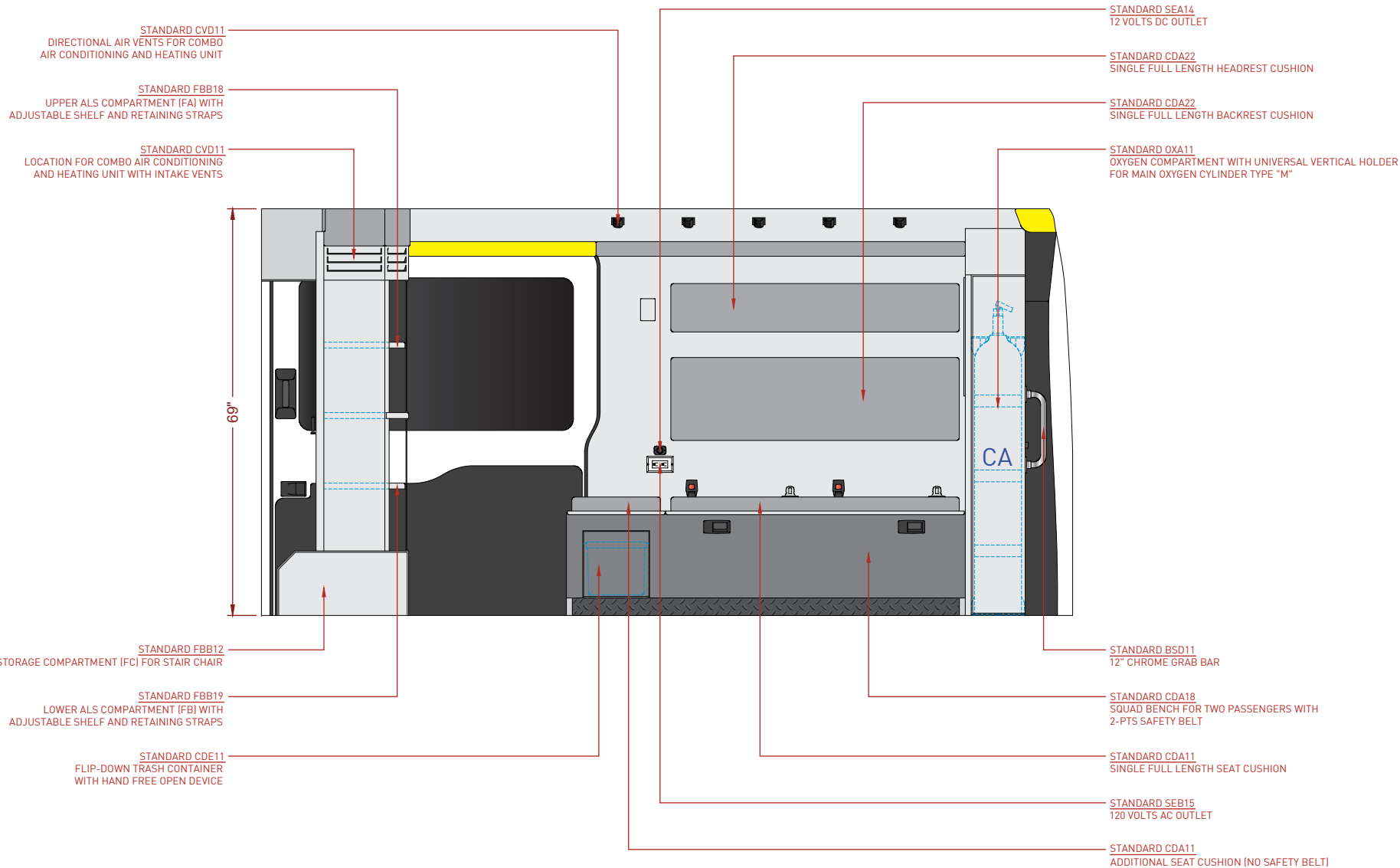
PAGE	6/23	FRONT EXTERIOR	SCALE	1 : 30	DATE	2017-02-22
CONTRACT		TSE - FORD	REV	0	DESIGNER	BENOIT LANDRY



THIS DRAWING IS SUBJECT TO CHANGE BY ENGINEERING
DURING THE CONSTRUCTION PROCESS OF THE VEHICLE.
DIMENSIONAL DATA FOR INFORMATION ONLY.



PAGE	7/23	REAR EXTERIOR	SCALE	1 : 30	DATE	2017-02-22
CONTRACT		TSE - FORD	REV	0	DESIGNER	BENOIT LANDRY

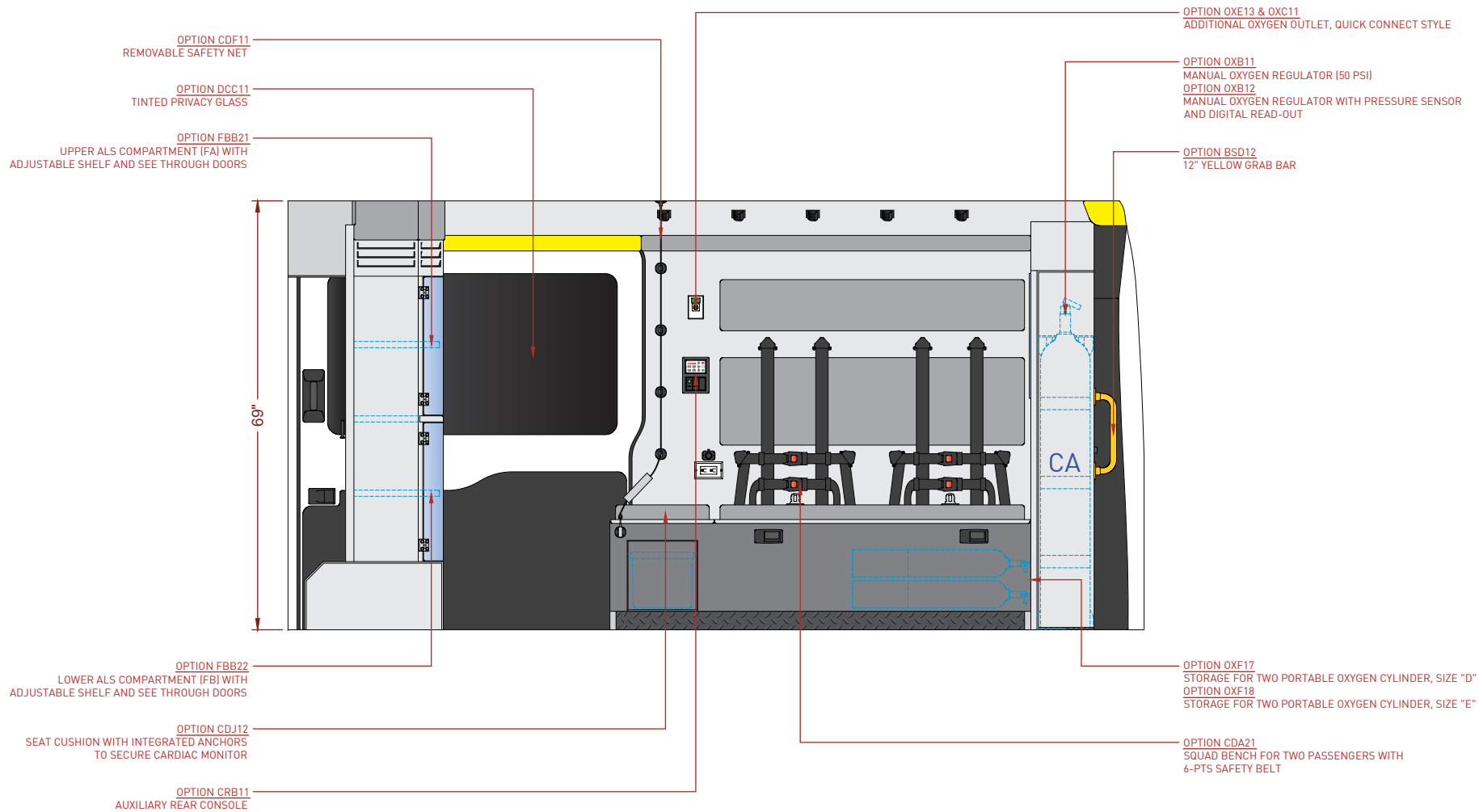


COMPARTMENT	DIMENSIONS L x H x D
OXYGEN COMPARTMENT CA	10.00" x 63.25" x 10.00"

THIS DRAWING IS SUBJECT TO CHANGE BY ENGINEERING
DURING THE CONSTRUCTION PROCESS OF THE VEHICLE.
DIMENSIONAL DATA FOR INFORMATION ONLY.



PAGE 8/23	CURBSIDE WALL	SCALE 1 : 25	DATE 2017-02-22
CONTRACT	TSE - FORD	REV 0	DESIGNER BENOIT LANDRY



COMPARTMENT	DIMENSIONS L x H x D
OXYGEN COMPARTMENT - CA-	10.00" x 63.25" x 10.00"

THIS DRAWING IS SUBJECT TO CHANGE BY ENGINEERING
DURING THE CONSTRUCTION PROCESS OF THE VEHICLE.
DIMENSIONAL DATA FOR INFORMATION ONLY.



PAGE 9/23	CURBSIDE WALL - OPTIONS	SCALE 1 : 25	DATE 2017-02-22
CONTRACT	TSE - FORD	REV 0	DESIGNER BENOIT LANDRY

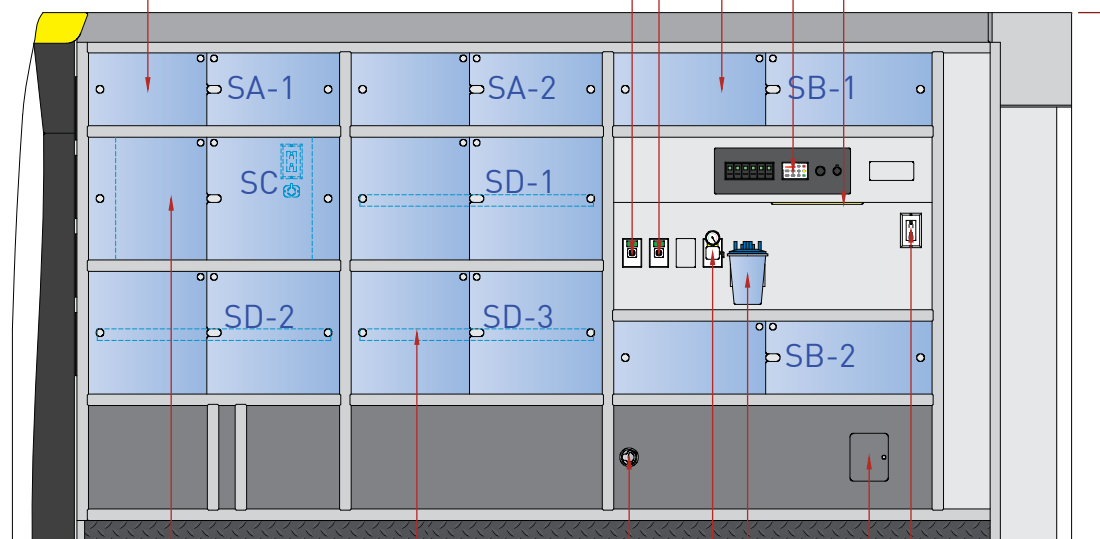
STANDARD OXE11 & OXC11
TWO OXYGEN OUTLETS, QUICK CONNECT STYLE

STANDARD MCA15 & MCB11
MEDICAL CABINET (SA) WITH CLEAR
POLYCARBONATE SLIDING WINDOWS

STANDARD MCA15 & MCB11
MEDICAL CABINET (SB) WITH CLEAR
POLYCARBONATE SLIDING WINDOWS

STANDARD CRA11
REAR CONSOLE WITH 12 VOLTS DC OUTLET

STANDARD MCA15
WHITE LED READING LAMP



STANDARD MCA15 & MCB11
STORAGE COMPARTMENT (SC) WITH CLEAR POLYCARBONATE
SLIDING WINDOWS, 12 VDC OUTLET AND 120 VAC OUTLET

STANDARD MCA15 & MCB11
MEDICAL CABINET (SD) WITH CLEAR POLYCARBONATE
SLIDING WINDOWS AND ADJUSTABLE SHELF

STANDARD SEB15
120 VOLTS AC OUTLET

STANDARD MCA15
ACCESS SLIDING DOOR FOR ELECTRICAL BREAKERS

STANDARD SUD11
SUCTION OUTLET, QUICK CONNECT STYLE

STANDARD SUD11
SUCTION DISPOSABLE CANISTER

STANDARD MCA15
MAINTENANCE ACCESS FOR ELECTRICAL PANEL,
VACUUM PUMP, ELECTRICAL BREAKERS & FUSES,
COMMUNICATION RADIO AND MORE

COMPARTMENT	DIMENSIONS L x H x D
MEDICAL CABINET SA	33.00" x 10.00" x 7.50"
MEDICAL CABINET SB	42.00" x 10.00" x 7.50"
STORAGE COMP. SC	33.25" x 16.75" x 11.25"
MEDICAL CABINET SD	33.00" x 16.25" x 9.50"

THIS DRAWING IS SUBJECT TO CHANGE BY ENGINEERING
DURING THE CONSTRUCTION PROCESS OF THE VEHICLE.
DIMENSIONAL DATA FOR INFORMATION ONLY.

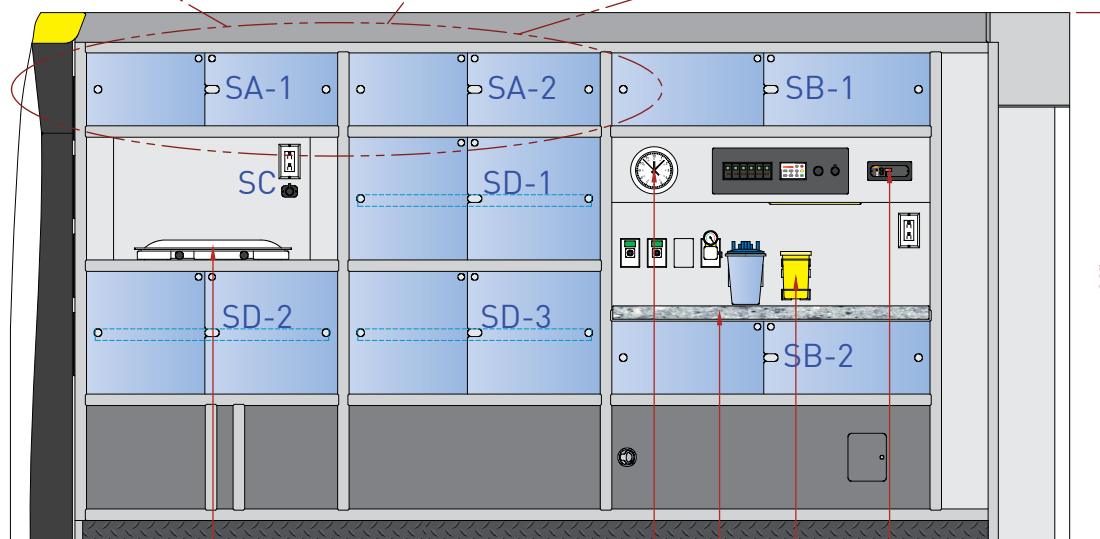
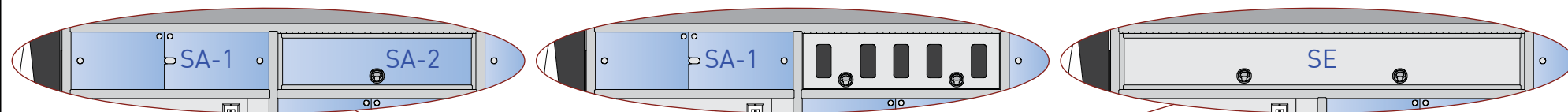


PAGE 10/23	STREETSIDE WALL	SCALE 1 : 25	DATE 2017-02-22
CONTRACT	TSE - FORD	REV 0	DESIGNER BENOIT LANDRY

OPTION MCB17
STORAGE CABINET WITH FLIP-UP DOOR
NOTE: MODIFIED SA-2

OPTION MCB16
GLOVE BOX COMPARTMENTS (5)
NOTE: REPLACE SA-2

OPTION MCB20
STORAGE COMPARTMENT FOR REEVES STRETCHER
NOTE: REPLACE SA-1 AND SA-2



OPTION MCC11
STORAGE COMPARTMENT (SC) WITH 12 VDC OUTLET,
120 VAC OUTLET AND CARDIAC MONITOR TRAY

OPTION FCE14
ANALOG CLOCK, BATTERY POWERED

OPTION SEB11
INVERTER/CHARGER REMOTE CONTROL

OPTION FCD15
SHARPS DISPOSAL CONTAINER WITH BRACKET

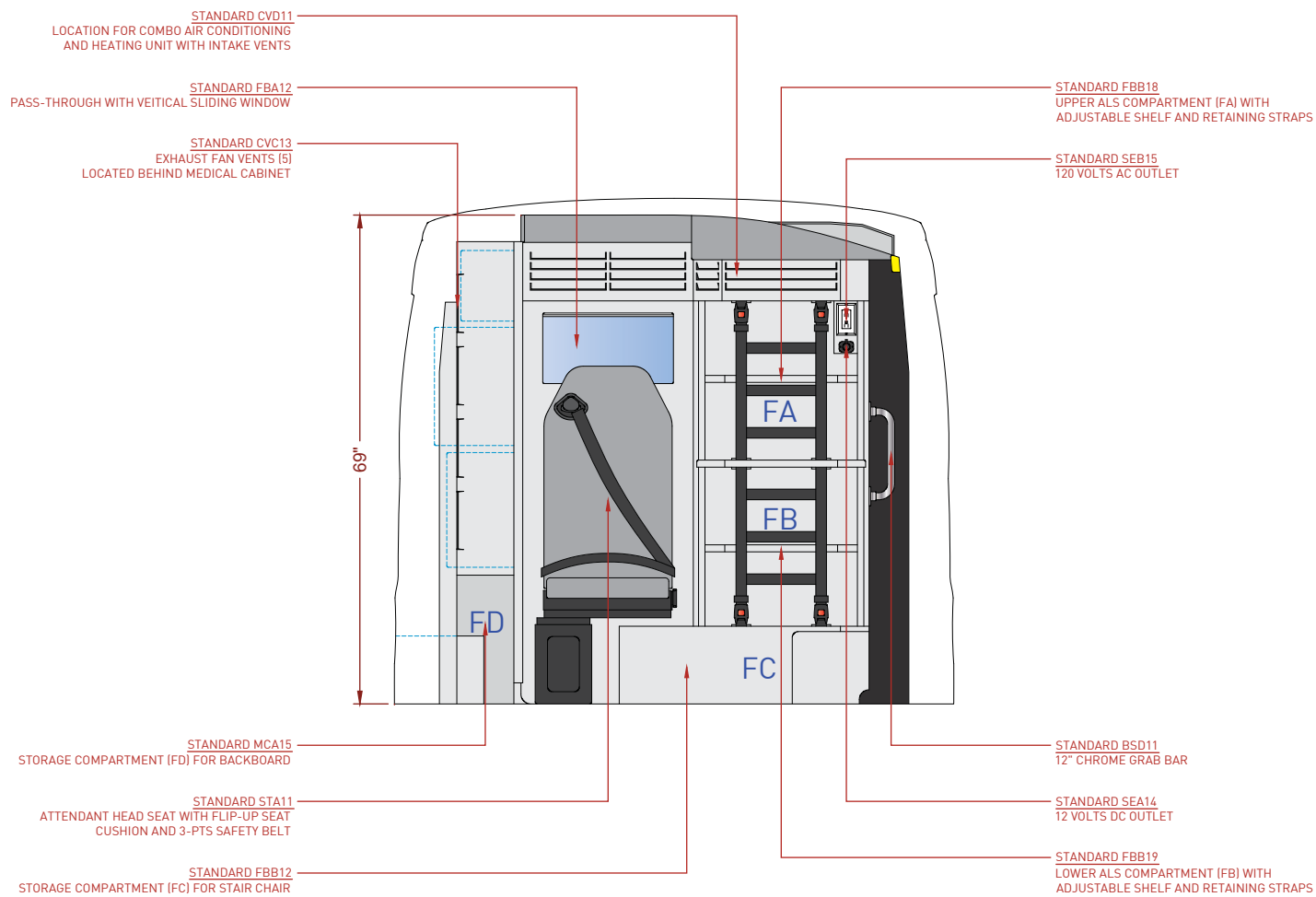
OPTION FCD12
DEMERS PREMIUM COUNTERTOP, SOLID SURFACE

COMPARTMENT	DIMENSIONS L x H x D
MEDICAL CABINET SA	33.00" x 10.00" x 7.50"
MEDICAL CABINET SB	42.00" x 10.00" x 7.50"
STORAGE COMP. SC	33.25" x 16.75" x 11.25"
MEDICAL CABINET SD	33.00" x 16.25" x 9.50"
REEVES COMPARTMENT SE	67.00" x 10.00" x 7.50"

THIS DRAWING IS SUBJECT TO CHANGE BY ENGINEERING
DURING THE CONSTRUCTION PROCESS OF THE VEHICLE.
DIMENSIONAL DATA FOR INFORMATION ONLY.



PAGE 11/23	STREETSIDE WALL - OPTIONS	SCALE 1 : 25	DATE 2017-02-22
CONTRACT	TSE - FORD	REV 0	DESIGNER BENOIT LANDRY

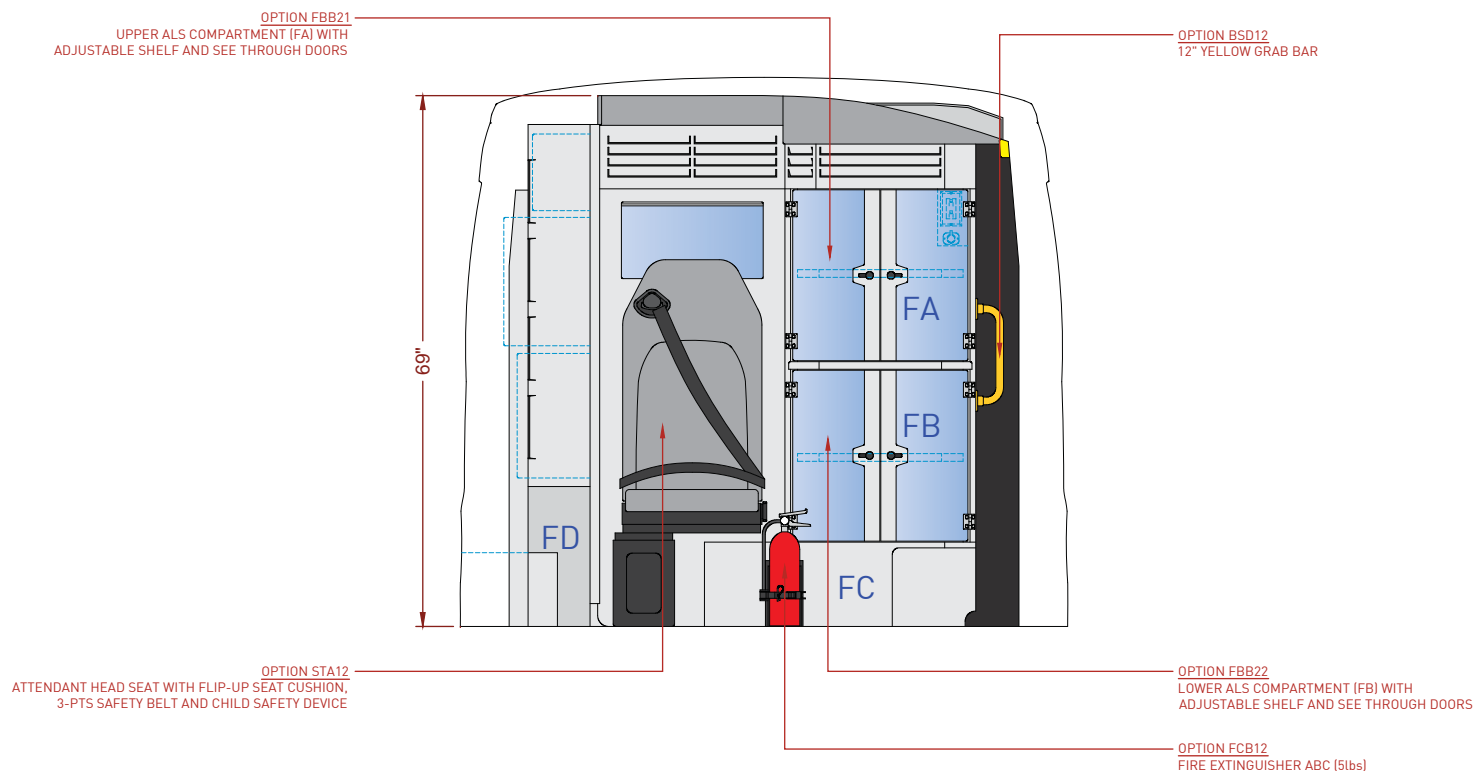


COMPARTMENT	DIMENSIONS L x H x D
ALS COMPARTMENT FA	24.50" x 22.50" x 12.75"
ALS COMPARTMENT FB	24.50" x 23.00" x 12.75"
STAIR CHAIR COMP. FC	35.00" x 10.75" x 22.00"
BACKBOARD COMP. FD	8.00" x 18.50" x 69.00"

THIS DRAWING IS SUBJECT TO CHANGE BY ENGINEERING
DURING THE CONSTRUCTION PROCESS OF THE VEHICLE.
DIMENSIONAL DATA FOR INFORMATION ONLY.



PAGE 12/23	FRONT WALL	SCALE 1 : 25	DATE 2017-02-22
CONTRACT	TSE - FORD	REV 0	DESIGNER BENOIT LANDRY

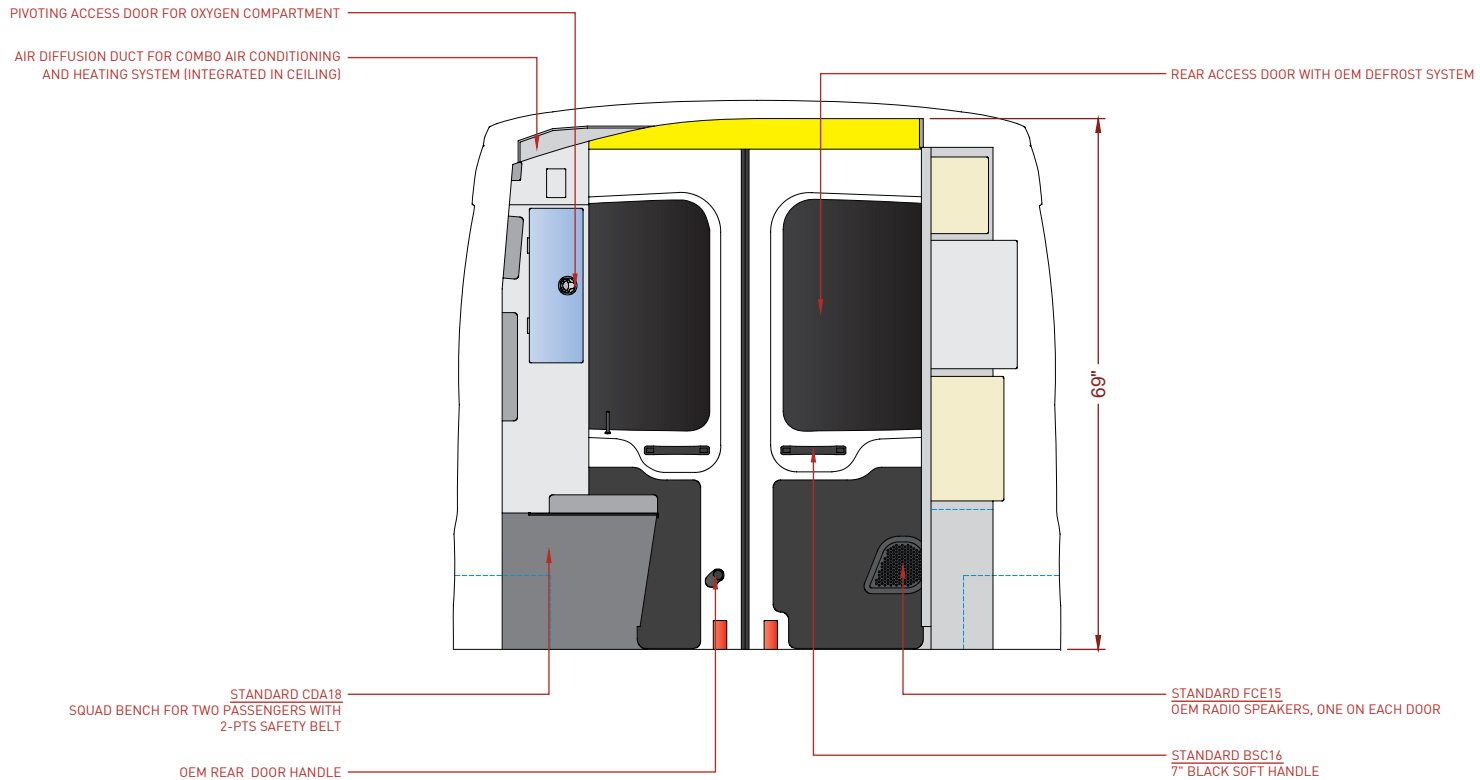


COMPARTMENT	DIMENSIONS L x H x D
ALS COMPARTMENT FA	24.50" x 22.50" x 12.75"
ALS COMPARTMENT FB	24.50" x 23.00" x 12.75"
STAIR CHAIR COMP. FC	35.00" x 10.75" x 22.00"
BACKBOARD COMP. FD	8.00" x 18.50" x 69.00"

THIS DRAWING IS SUBJECT TO CHANGE BY ENGINEERING
DURING THE CONSTRUCTION PROCESS OF THE VEHICLE.
DIMENSIONAL DATA FOR INFORMATION ONLY.



PAGE 13/23	FRONT WALL - OPTION	SCALE 1 : 25	DATE 2017-02-22
CONTRACT	TSE - FORD	REV 0	DESIGNER BENOIT LANDRY



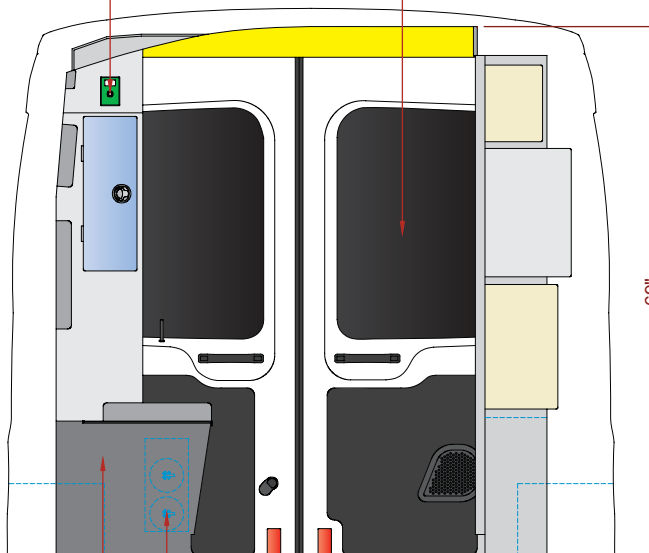
THIS DRAWING IS SUBJECT TO CHANGE BY ENGINEERING
DURING THE CONSTRUCTION PROCESS OF THE VEHICLE.
DIMENSIONAL DATA FOR INFORMATION ONLY.



PAGE	14/23	REAR WALL	SCALE	1 : 25	DATE	2017-02-22
CONTRACT		TSE - FORD	REV	0	DESIGNER	BENOIT LANDRY

OPTION OXB13
ELECTRONIC CONTROL VALVE WITH MANUAL BY-PASS

OPTION DCC11
TINTED PRIVACY GLASS



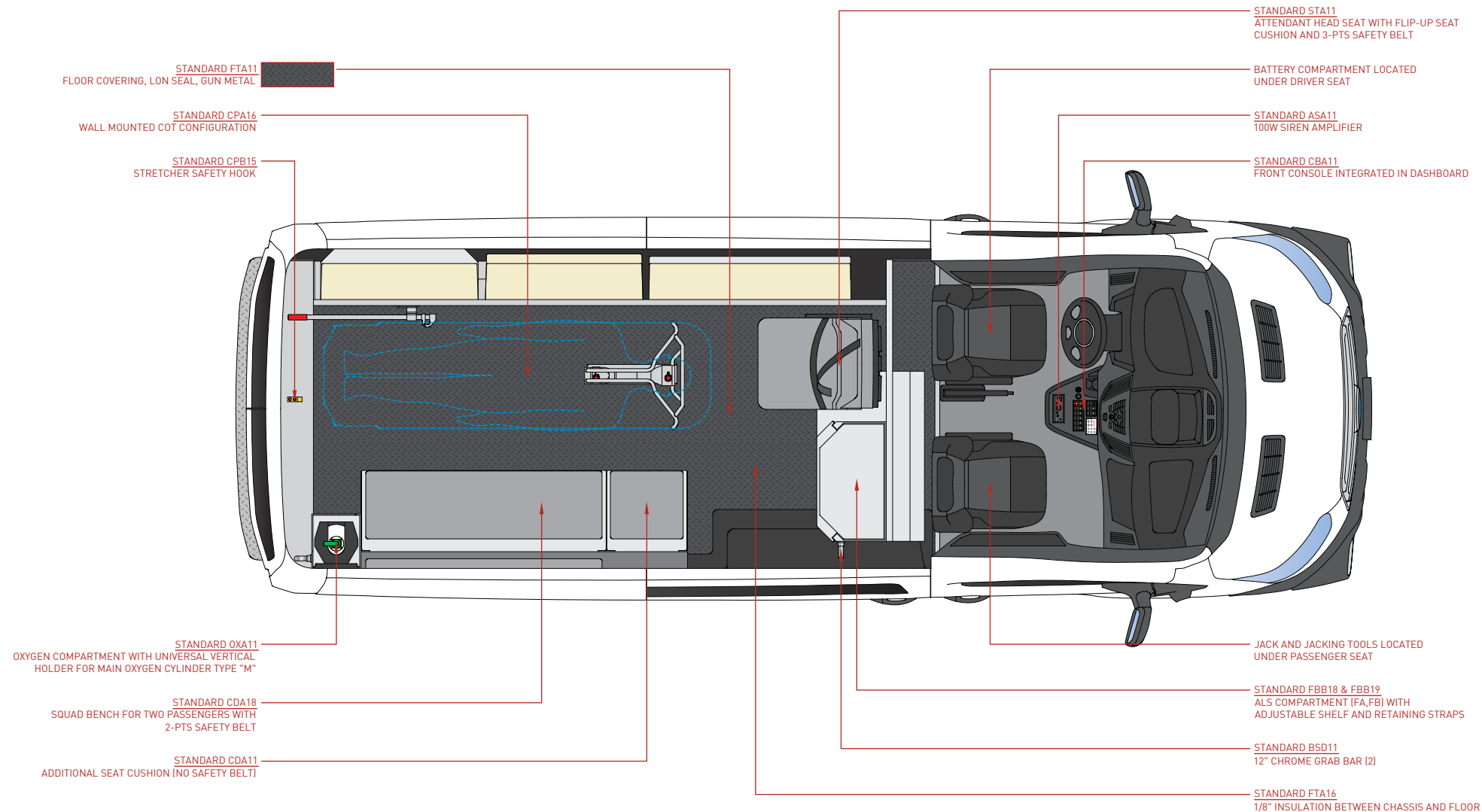
OPTION CDA21
SQUAD BENCH FOR TWO PASSENGERS WITH
6-PTS SAFETY BELT

OPTION OXF17
STORAGE FOR TWO PORTABLE OXYGEN CYLINDERS, SIZE "D"
OPTION OXF18
STORAGE FOR TWO PORTABLE OXYGEN CYLINDERS, SIZE "E"

THIS DRAWING IS SUBJECT TO CHANGE BY ENGINEERING
DURING THE CONSTRUCTION PROCESS OF THE VEHICLE.
DIMENSIONAL DATA FOR INFORMATION ONLY.



PAGE	15/23	REAR WALL - OPTION	SCALE	1 : 25	DATE	2017-02-22
CONTRACT		TSE - FORD	REV	0	DESIGNER	BENOIT LANDRY



THIS DRAWING IS SUBJECT TO CHANGE BY ENGINEERING
DURING THE CONSTRUCTION PROCESS OF THE VEHICLE.
DIMENSIONAL DATA FOR INFORMATION ONLY.



PAGE 16/23	FLOOR VIEW	SCALE 1 : 30	DATE 2017-02-22
CONTRACT	TSE - FORD	REV 0	DESIGNER BENOIT LANDRY

- OPTION FTA12
FLOOR COVERING, LON SEAL, MICA
OPTION FTA13
FLOOR COVERING, LON SEAL, ONYX
OPTION FTA14
FLOOR COVERING, LON SEAL, MOONSTONE
OPTION FTA15
FLOOR COVERING, ALTRO, MIDNIGHT

OPTION CDJ12
SEAT CUSHION WITH INTEGRATED ANCHORS
TO SECURE CARDIAC MONITOR

OPTION FCB12
FIRE EXTINGUISHER ABC (5lbs)

OPTION STA12
HEAD SEAT WITH FLIP-UP SEAT CUSHION,
3-PTS SAFETY BELT AND CHILD SAFETY DEVICE

OPTION CBD11
HAND SPOTLIGHT 400 000 CP WITH BRACKET

OPTION OXF17
STORAGE FOR OXYGEN CYLINDERS, SIZE "D"
OPTION OXF18
STORAGE FOR OXYGEN CYLINDERS, SIZE "E"

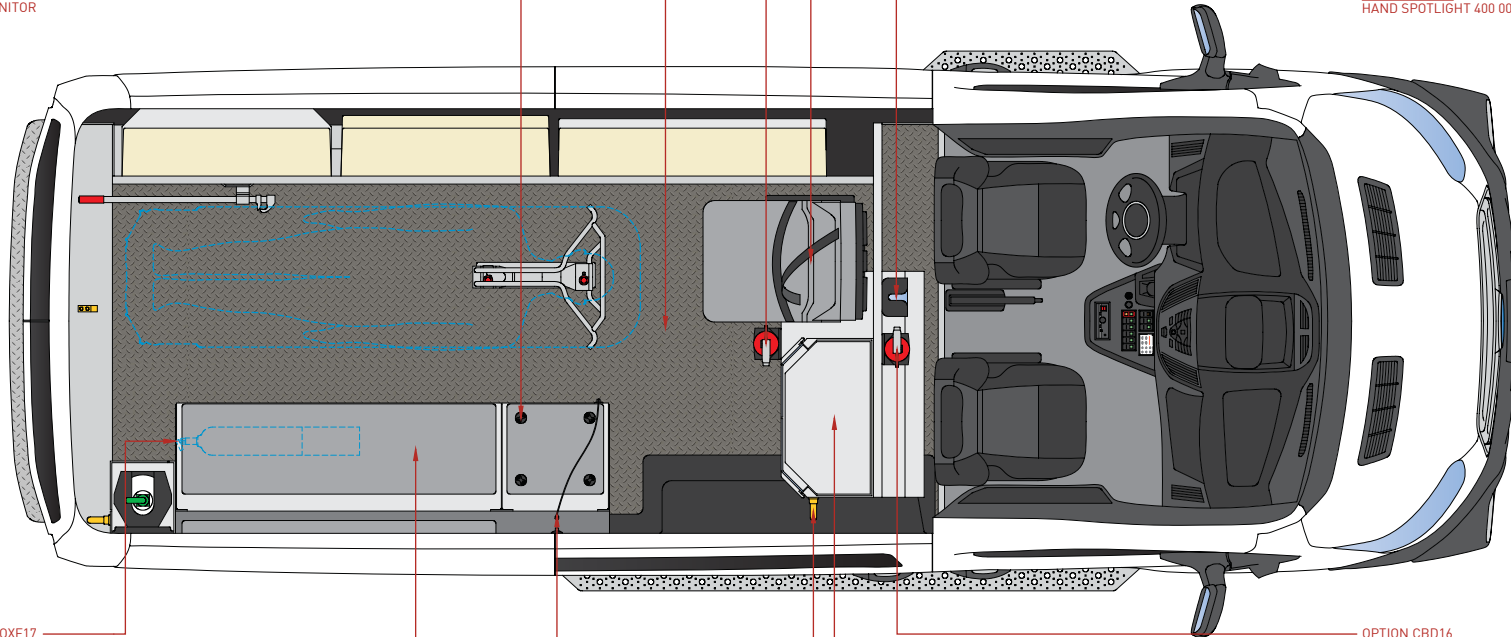
OPTION CDA21
SQUAD BENCH FOR TWO PASSENGERS WITH
6-PTS SAFETY BELT

OPTION CDF11
REMOVABLE SAFETY NET

OPTION CBD16
FIRE EXTINGUISHER ABC (5lbs)

OPTION FBB21 & FBB22
ALS COMPARTMENT (FA,FB) WITH
ADJUSTABLE SHELF AND SEE THROUGH DOORS

OPTION BSD12
12" YELLOW GRAB BAR (2)

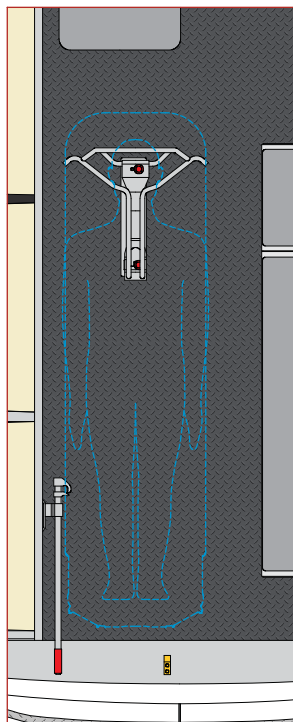


THIS DRAWING IS SUBJECT TO CHANGE BY ENGINEERING
DURING THE CONSTRUCTION PROCESS OF THE VEHICLE.
DIMENSIONAL DATA FOR INFORMATION ONLY.

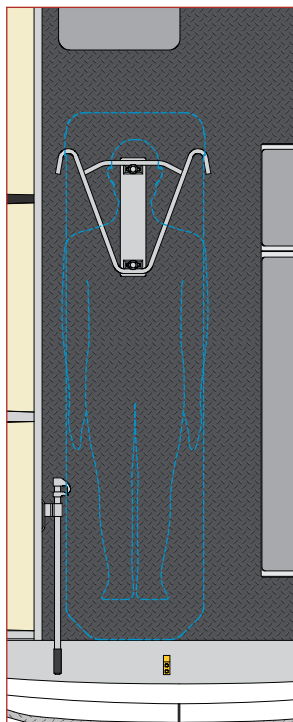


PAGE 17/23	FLOOR VIEW - OPTION	SCALE 1 : 30	DATE 2017-02-22
CONTRACT	TSE - FORD	REV 0	DESIGNER BENOIT LANDRY

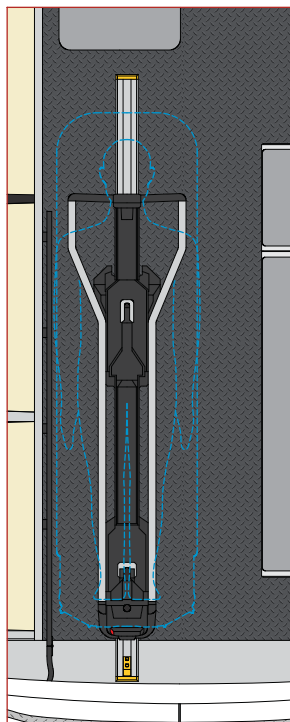
STANDARD CPA16
WALL MOUNTED COT CONFIGURATION
STANDARD CPB11
STRYKER MAIN COT FASTENER, WALL MOUNTED
STANDARD CPB15
STRYKER SAFETY HOOK



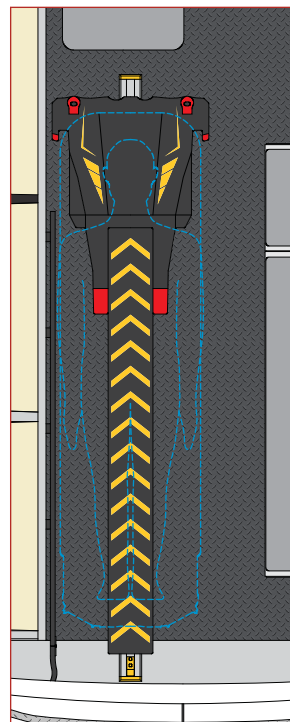
STANDARD CPA16
WALL MOUNTED COT CONFIGURATION
OPTION CPB12
FERNO MAIN COT FASTENER, WALL MOUNTED
OPTION CPB16
FERNO SAFETY HOOK



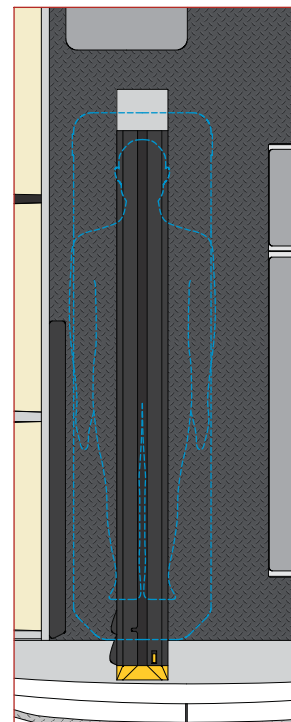
OPTION CPA12
LEFT FLOOR MOUNTED COT CONFIGURATION
OPTION CPB17
STRYKER PERFORMANCE LOAD, FLOOR MOUNTED
OPTION CPD11
INDUCTIVE CHARGING FEATURE



OPTION CPA12
LEFT FLOOR MOUNTED COT CONFIGURATION
OPTION CPB13
STRYKER POWER LOAD, FLOOR MOUNTED



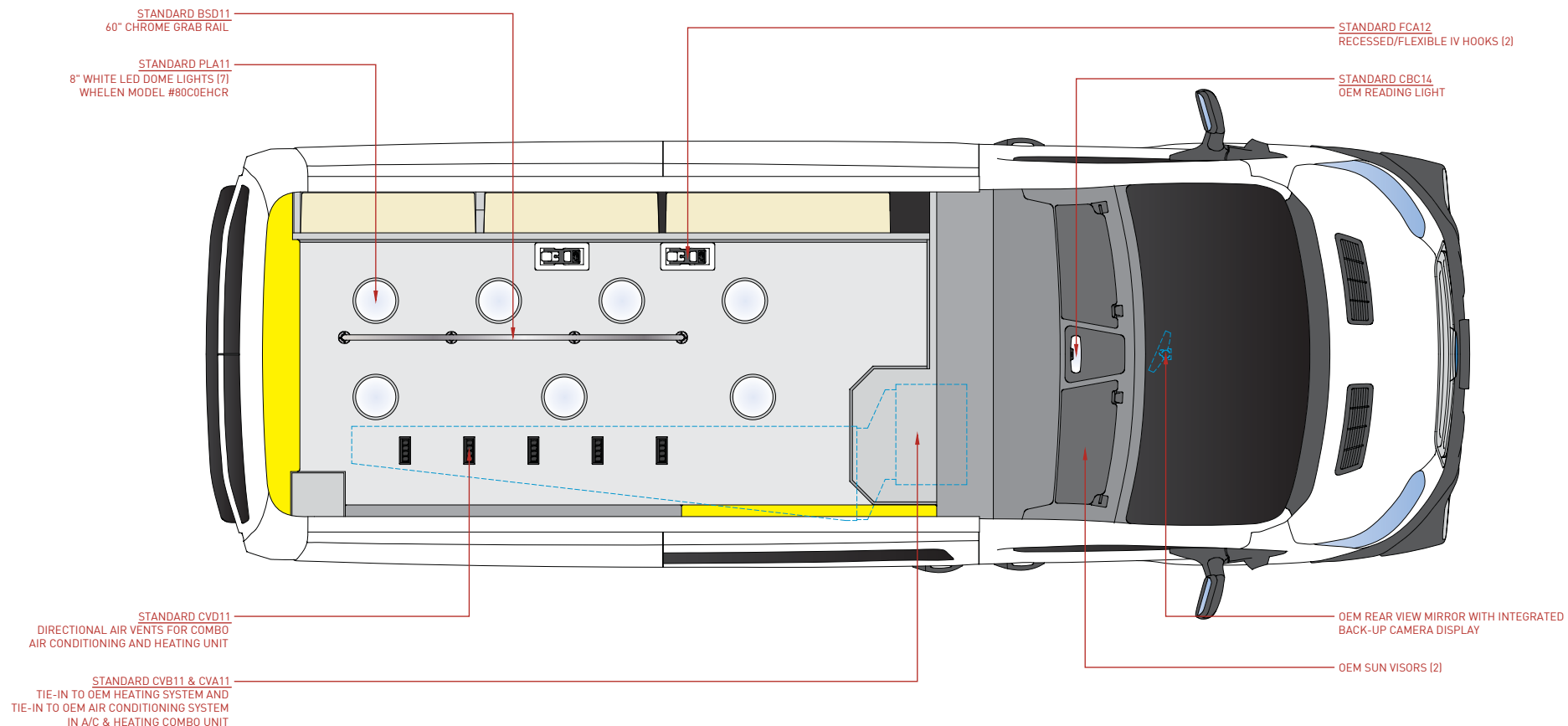
OPTION CPA12
LEFT FLOOR MOUNTED COT CONFIGURATION
OPTION CPB18
FERNO STAT TRAC, FLOOR MOUNTED
OPTION CPD11
INTEGRATED CHARGING FEATURE



THIS DRAWING IS SUBJECT TO CHANGE BY ENGINEERING
DURING THE CONSTRUCTION PROCESS OF THE VEHICLE.
DIMENSIONAL DATA FOR INFORMATION ONLY.



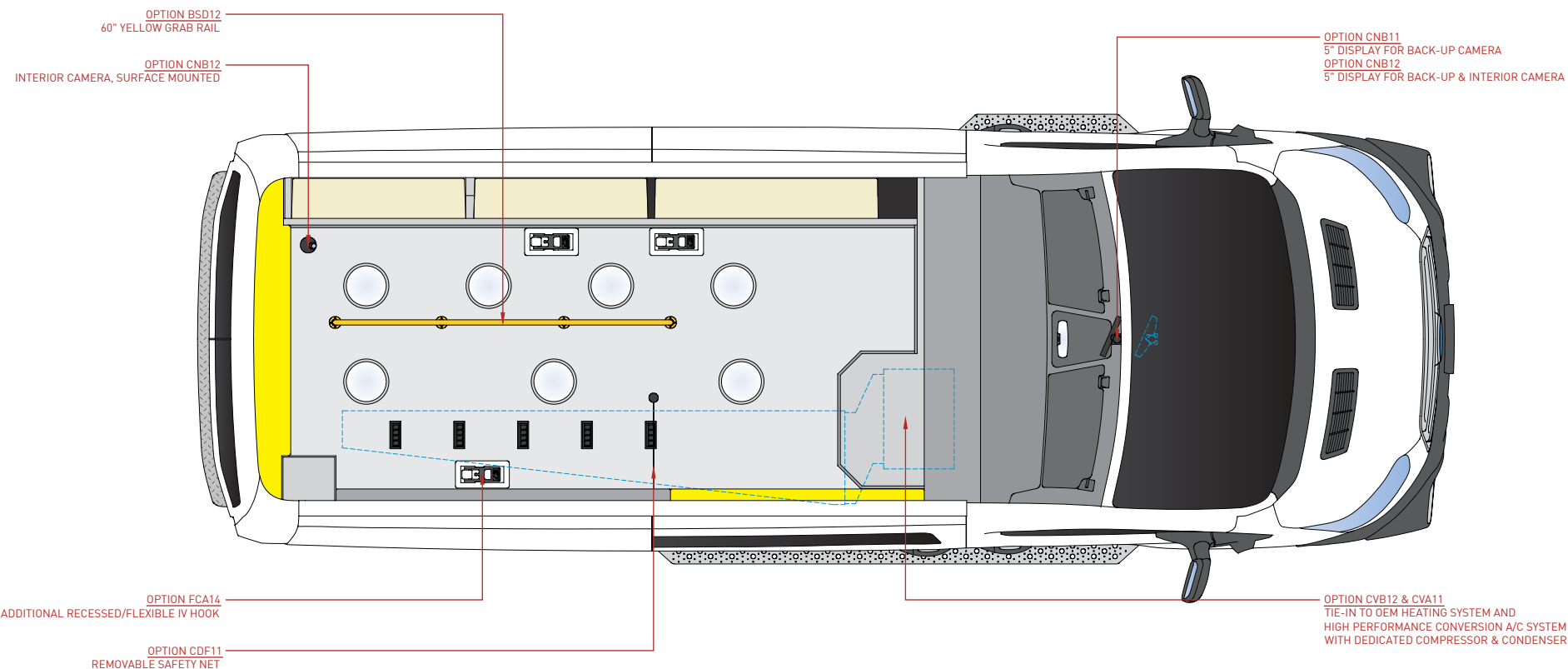
PAGE	18/23	COT CONFIGURATION	SCALE	1 : 30	DATE	2017-02-22
CONTRACT		TSE - FORD	REV	0	DESIGNER	BENOIT LANDRY



THIS DRAWING IS SUBJECT TO CHANGE BY ENGINEERING
DURING THE CONSTRUCTION PROCESS OF THE VEHICLE.
DIMENSIONAL DATA FOR INFORMATION ONLY.



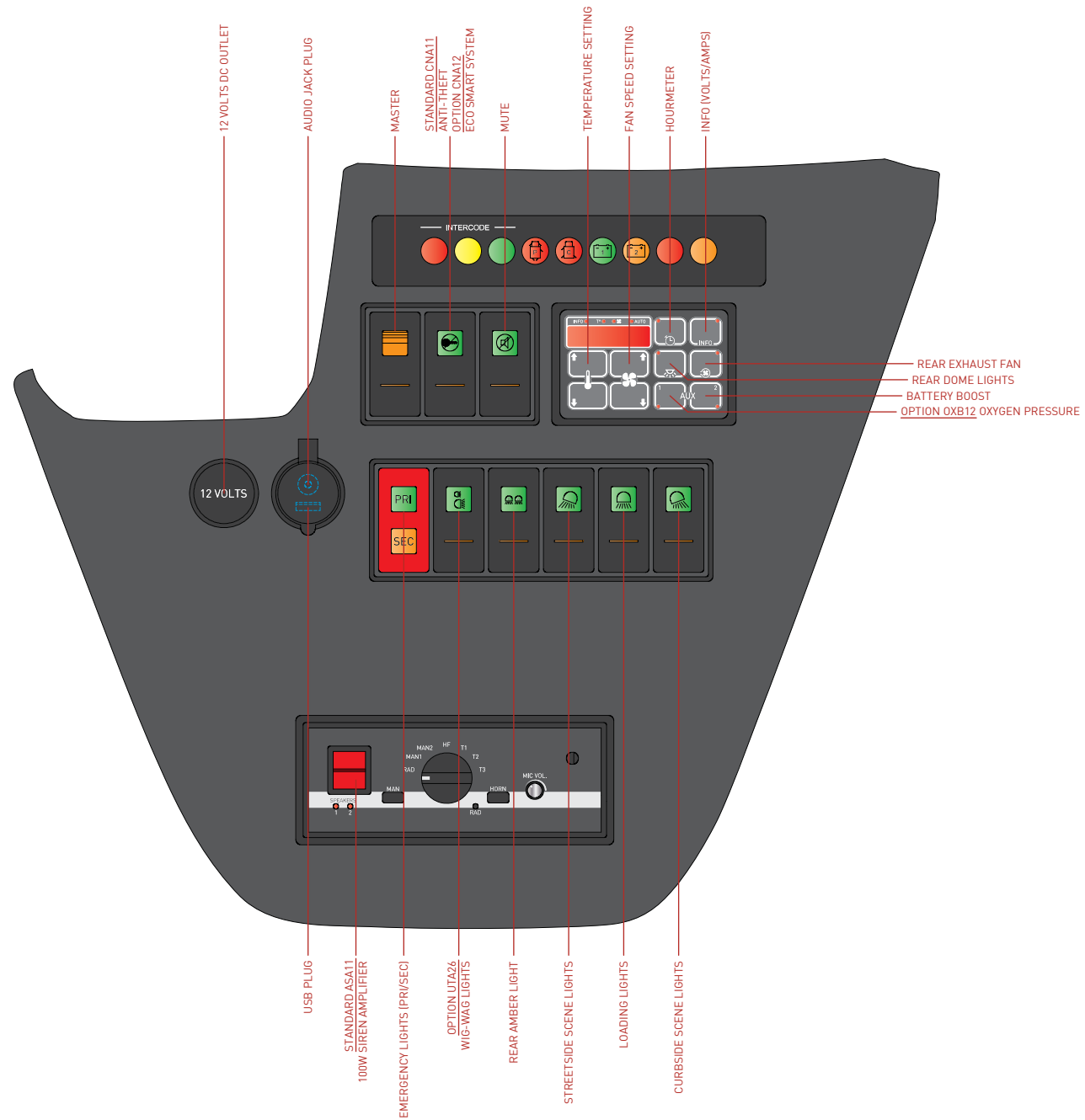
PAGE	19/23	CEILING VIEW	SCALE	1 : 30	DATE	2017-02-22
CONTRACT		TSE - FORD	REV	0	DESIGNER	BENOIT LANDRY



THIS DRAWING IS SUBJECT TO CHANGE BY ENGINEERING
DURING THE CONSTRUCTION PROCESS OF THE VEHICLE.
DIMENSIONAL DATA FOR INFORMATION ONLY.



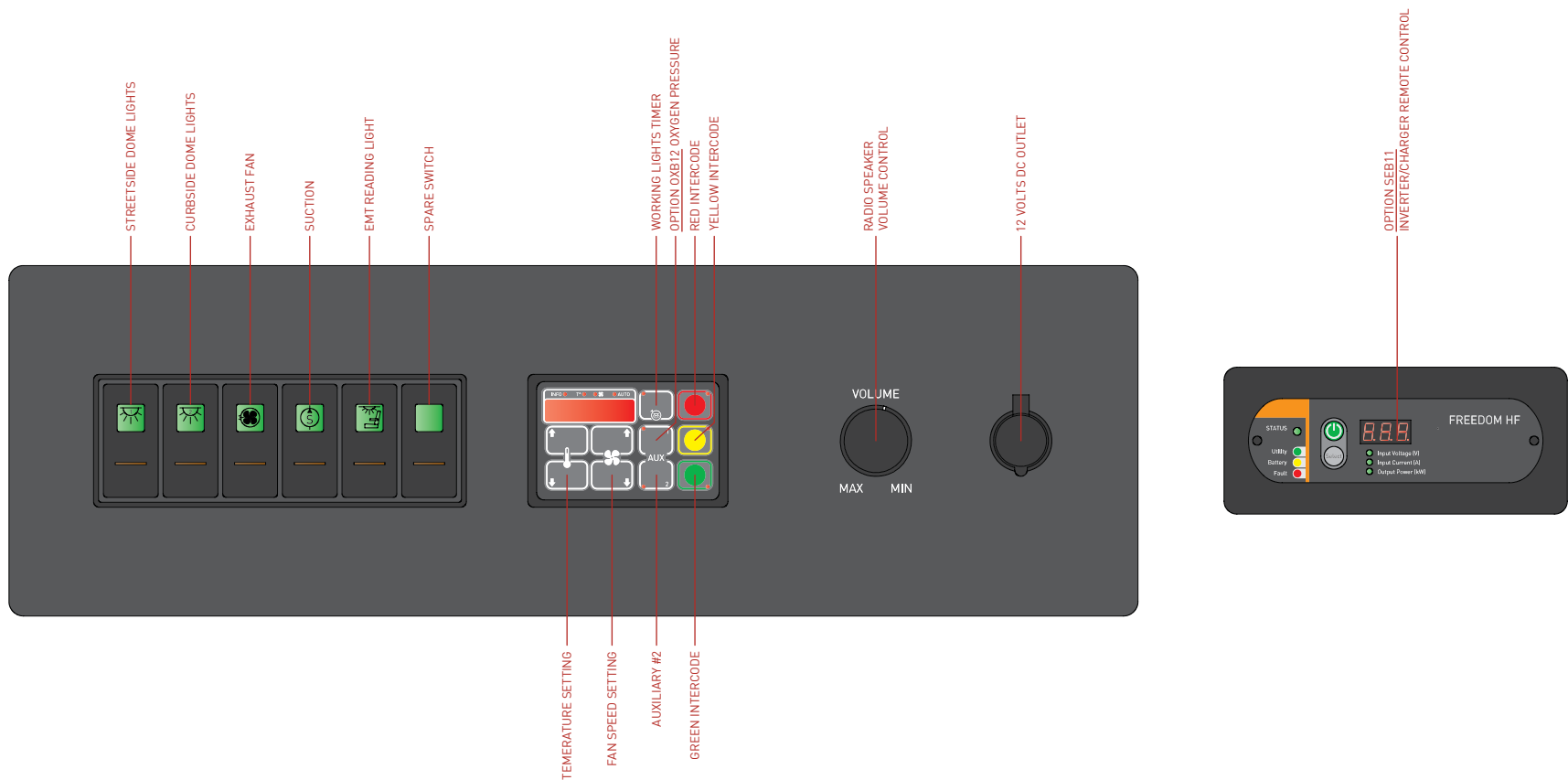
PAGE	20/23	CEILING VIEW - OPTION	SCALE	1 : 30	DATE	2017-02-22
CONTRACT		TSE - FORD	REV	0	DESIGNER	BENOIT LANDRY



THIS DRAWING IS SUBJECT TO CHANGE BY ENGINEERING
DURING THE CONSTRUCTION PROCESS OF THE VEHICLE.
DIMENSIONAL DATA FOR INFORMATION ONLY.



PAGE	21/23	FRONT CONSOLE	SCALE	1 : 3	DATE	2017-02-22
CONTRACT		TSE - FORD	REV	0	DESIGNER	BENOIT LANDRY

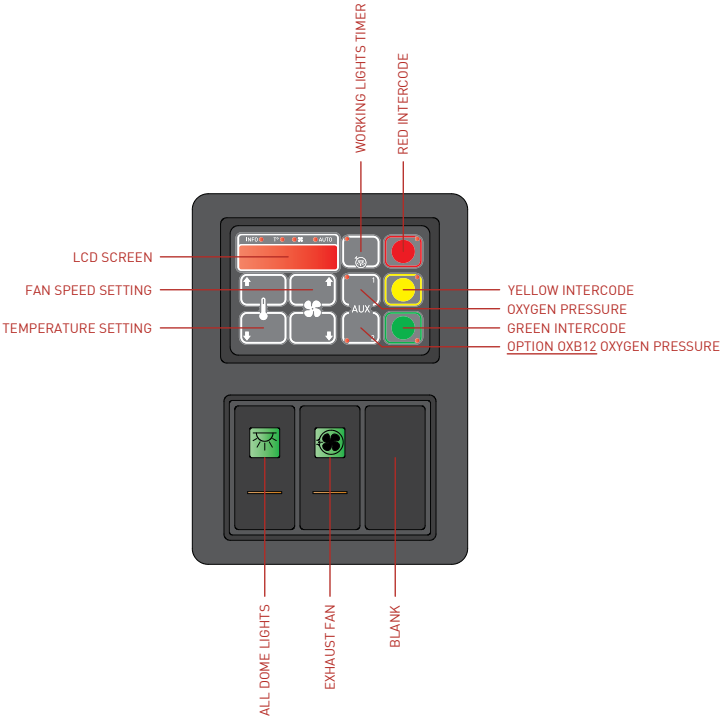


THIS DRAWING IS SUBJECT TO CHANGE BY ENGINEERING
DURING THE CONSTRUCTION PROCESS OF THE VEHICLE.
DIMENSIONAL DATA FOR INFORMATION ONLY.



PAGE	22/23	REAR STREETSIDE CONSOLE	SCALE	1 : 3	DATE	2017-02-22
CONTRACT		TSE - FORD	REV	0	DESIGNER	BENOIT LANDRY

OPTION CRB11



THIS DRAWING IS SUBJECT TO CHANGE BY ENGINEERING
DURING THE CONSTRUCTION PROCESS OF THE VEHICLE.
DIMENSIONAL DATA FOR INFORMATION ONLY.



PAGE	23/23	REAR CURBSIDE CONSOLE - OPTION	SCALE	1 : 3	DATE	2017-02-22
CONTRACT	TSE - FORD		REV	0	DESIGNER	BENOIT LANDRY